

Autodromo Monza 5.793 m

ACI Racing Weekend Monza, 16-17 Settembre 2023

Euro4 Championship - Results Race 1

Laps 15 = 86,895 km - Avg 158,145 km/h - Race Time 32'58.076

No.	Driver	Nat	Entrant	Team	Car	Class	Laps	Time	Gap	Rel.	Fastest Lap
1	37 SZUKA Kacper	POL	US Racing	US Racing	Tatuus F4-T421		15	32'58.076		14	1'53.230
2	23 LINDBLAD Arvid	GBR	Prema Racing	Prema Racing	Tatuus F4-T421	R	15	33'00.536	2.460	2.460	15 1'53.084
3	13 WHARTON James	AUS	Prema Racing	Prema Racing	Tatuus F4-T421		15	33'03.156	5.080	2.620	15 1'53.367
4P	3 UGOCHUKWU Ugo	USA	Prema Racing	Prema Racing	Tatuus F4-T421		15	33'03.439	5.363	0.283	15 1'53.239
5	31 BOHRA Akshay	USA	US Racing	US Racing	Tatuus F4-T421	R	15	33'04.059	5.983	0.620	15 1'53.499
6	17 DOMINGUES Ivan	POR	Van Amersfoort Racing	Van Amersfoort Racing	Tatuus F4-T421		15	33'04.657	6.581	0.598	12 1'53.628
7	14 AL DHAHERI Rashid	UAE	Prema Racing	Prema Racing	Tatuus F4-T421	R	15	33'04.868	6.792	0.211	12 1'53.365
8	12 PRADEL Gianmarco	AUS	US Racing	US Racing	Tatuus F4-T421	R	15	33'06.804	8.728	1.936	11 1'53.472
9	9 SPINA Alfio	ITA	BVM Racing	BVM Racing	Tatuus F4-T421		15	33'07.906	9.830	1.102	10 1'53.684
10	22 DELIGNY Enzo	FRA	AKM Motorsport	AKM Motorsport	Tatuus F4-T421	R	15	33'08.397	10.321	0.491	13 1'54.001
11	21 HAUSMANN Tina	CHE	AKM Motorsport	AKM Motorsport	Tatuus F4-T421	R	15	33'09.612	11.536	1.215	15 1'53.574
12	71 PEEBLES Griffin	AUS	BVM Racing	BVM Racing	Tatuus F4-T421	R	15	33'11.095	13.019	1.483	12 1'53.627
13P	15 BADOER Brando	ITA	Van Amersfoort Racing	Van Amersfoort Racing	Tatuus F4-T421		15	33'11.768	13.692	0.673	10 1'53.282
14	30 LUND Frederik	DNK	Van Amersfoort Racing	Van Amersfoort Racing	Tatuus F4-T421		15	33'12.791	14.715	1.023	10 1'53.992
15	16 NOBELS Aurelia Corine	BEL	Prema Racing	Prema Racing	Tatuus F4-T421		15	33'13.447	15.371	0.656	14 1'53.941
16	86 DE LA TORRE Diego	MEX	AKM Motorsport	AKM Motorsport	Tatuus F4-T421		15	33'16.982	18.906	3.535	14 1'54.414
17	5 LARINI Davide	ITA	AKM Motorsport	AKM Motorsport	Tatuus F4-T421	R	15	33'18.210	20.134	1.228	15 1'54.146
18	53 PEDRINI Giacomo	ITA	PHM Racing	PHM Racing	Tatuus F4-T421	R	15	33'24.104	26.028	5.894	12 1'54.813
19	6 KAMAL Mirad	AUS	AKM Motorsport	AKM Motorsport	Tatuus F4-T421		15	33'24.587	26.511	0.483	11 1'54.952
20	97 DARYANANI Kai Manesh	IND	Cram Motorsport	Cram Motorsport	Tatuus F4-T421	R	14	33'23.225	1 Lap	1 Lap	14 1'55.270
21	66 LIU Ruiqi	CHN	US Racing	US Racing	Tatuus F4-T421	R	13	29'43.730	2 Laps	1 Lap	11 1'54.369
22	4 SARRAZIN Pablo	FRA	Van Amersfoort Racing	Van Amersfoort Racing	Tatuus F4-T421		12	28'29.112	3 Laps	1 Lap	10 1'53.970
23	96 OLIVIERI Flavio	ITA	Cram Motorsport	Cram Motorsport	Tatuus F4-T421	R	12	28'33.174	3 Laps	4.062	10 1'55.041
24	51 SLATER Freddie	GBR	Prema Racing	Prema Racing	Tatuus F4-T421	R	11	25'39.190	4 Laps	1 Lap	8 1'53.795
----- Not Classified -----											
RET	47 LACORTE Nicola	ITA	Prema Racing	Prema Racing	Tatuus F4-T421	R	8	19'56.841	7 Laps		7 1'57.373
RET	10 MODONESE Rafael	PER	Van Amersfoort Racing	Van Amersfoort Racing	Tatuus F4-T421	R	8	20'25.773	7 Laps		7 1'57.468
RET	20 DAVID Zachary	PHL	US Racing	US Racing	Tatuus F4-T421	R	7	17'48.716	8 Laps		7 1'57.238
RET	8 TAPONEN Tuukka	FIN	Prema Racing	Prema Racing	Tatuus F4-T421	R	7	18'51.296	8 Laps		2 2'02.803
RET	11 AKHMED Ismail	UZB	Van Amersfoort Racing	Van Amersfoort Racing	Tatuus F4-T421		4	10'30.213	11 Laps		2 2'23.088
RET	57 BHIROMBAKDI Nandhavud	THA	PHM Racing	PHM Racing	Tatuus F4-T421		0				

Starting: 30 Classified: 24 Not Classified: 0 Retired: 6 Not Started: 0

Fastest Lap N. 15 No. 23 Arvid Lindblad Time 1'53.084 Avg. 184,419 Km/h

Humidity:	52%	AIR	24°C
Condition:	DRY	Track	41°C

Penalty and Infringement

20.56	11 I. AKHMED	4 positions drop in the next race, Stewards decision n. 16
20.57	97 K. DARYANANI	4 positions drop in the next race, Stewards decision n. 17
20.57	3 U. UGOCHUKWU	Time Penalty +5 seconds, Stewards decision n. 18
20.57	15 B. BADOER	Time Penalty +5 seconds, Stewards decision n. 19

Stewards : Ronny Guarini Franco Leoni Raffaele Giammaria

 Start 14:54 End 15:27
 16/09/2023




ACI Racing Weekend Monza, 16-17 Settembre 2023

Euro4 Championship - Results by Class Race 1

Rookie

Laps 15 = 86,895 km - Avg 157,948 km/h - Race Time 33'00.536

No.	Driver	Nat	Entrant	Team	Car	Laps	Time	Gap	Rel.	Fastest Lap
1	23 LINDBLAD Arvid	GBR	Prema Racing	Prema Racing	Tatuus F4-T421	15	33'00.536			15 1'53.084
2	31 BOHRA Akshay	USA	US Racing	US Racing	Tatuus F4-T421	15	33'04.059	3.523	3.523	15 1'53.499
3	14 AL DHAHERI Rashid	UAE	Prema Racing	Prema Racing	Tatuus F4-T421	15	33'04.868	4.332	0.809	12 1'53.365
4	12 PRADEL Gianmarco	AUS	US Racing	US Racing	Tatuus F4-T421	15	33'06.804	6.268	1.936	11 1'53.472
5	22 DELIGNY Enzo	FRA	AKM Motorsport	AKM Motorsport	Tatuus F4-T421	15	33'08.397	7.861	1.593	13 1'54.001
6	21 HAUSMANN Tina	CHE	AKM Motorsport	AKM Motorsport	Tatuus F4-T421	15	33'09.612	9.076	1.215	15 1'53.574
7	71 PEEBLES Griffin	AUS	BVM Racing	BVM Racing	Tatuus F4-T421	15	33'11.095	10.559	1.483	12 1'53.627
8	5 LARINI Davide	ITA	AKM Motorsport	AKM Motorsport	Tatuus F4-T421	15	33'18.210	17.674	7.115	15 1'54.146
9	53 PEDRINI Giacomo	ITA	PHM Racing	PHM Racing	Tatuus F4-T421	15	33'24.104	23.568	5.894	12 1'54.813
10	97 DARYANANI Kai Manesh	IND	Cram Motorsport	Cram Motorsport	Tatuus F4-T421	14	33'23.225	1 Lap	1 Lap	14 1'55.270
11	66 LIU Ruiqi	CHN	US Racing	US Racing	Tatuus F4-T421	13	29'43.730	2 Laps	1 Lap	11 1'54.369
12	96 OLIVIERI Flavio	ITA	Cram Motorsport	Cram Motorsport	Tatuus F4-T421	12	28'33.174	3 Laps	1 Lap	10 1'55.041
13	51 SLATER Freddie	GBR	Prema Racing	Prema Racing	Tatuus F4-T421	11	25'39.190	4 Laps	1 Lap	8 1'53.795
----- Not Classified -----										
RET	47 LACORTE Nicola	ITA	Prema Racing	Prema Racing	Tatuus F4-T421	8	19'56.841	7 Laps		7 1'57.373
RET	10 MODONESE Rafael	PER	Van Amersfoort Racing	Van Amersfoort Racing	Tatuus F4-T421	8	20'25.773	7 Laps		7 1'57.468
RET	20 DAVID Zachary	PHL	US Racing	US Racing	Tatuus F4-T421	7	17'48.716	8 Laps		7 1'57.238
RET	8 TAPONEN Tuukka	FIN	Prema Racing	Prema Racing	Tatuus F4-T421	7	18'51.296	8 Laps		2 2'02.803

Starting: 17 Classified: 13 Not Classified: 0 Retired: 4 Not Started: 0
 Fastest Lap N. 15 No. 23 Arvid Lindblad Time 1'53.084 Avg. 184,419 Km/h

Humidity:	52%	AIR	24°C
Condition:	DRY	Track	41°C

Clerk of the Course : Renato Schmidt

Race Director : Alessandro Ferrari

	Start	End
16/09/2023	14:54	15:27



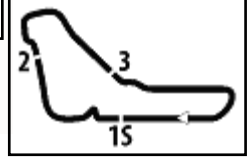
Autodromo Monza 5.793 m

ACI Racing Weekend Monza, 16-17 Settembre 2023
Euro4 Championship - Lap Chart Race 1

	Lap														
	1	2	3	4	5	6	7	8	9	10	11	12	13	14	15
1	37	37	37	37	37	37	51	51	37	37	37	37	37	37	37
2	8	8	8	8	8	8	37	37	51	51	3	3	3	3	3
3	51	51	51	51	51	51	47	3	3	3	13	13	23	23	23
4	20	3	3	3	47	47	3	13	13	13	23	23	15	13	13
5	3	20	20	20	3	3	13	23	23	23	31	31	31	17	31
6	47	47	47	47	20	20	20	31	31	31	15	15	13	31	17
7	13	13	13	13	13	13	23	15	15	15	17	17	17	14	14
8	14	23	23	23	23	23	15	17	17	17	14	14	14	12	15
9	23	14	14	14	15	15	31	14	14	14	9	12	9	15	12
10	9	9	9	9	14	14	14	4	9	9	12	9	12	9	9
11	15	15	15	15	31	31	17	9	12	12	22	22	22	22	22
12	17	31	31	31	9	9	9	12	22	22	4	30	21	21	21
13	31	17	17	17	17	17	4	22	4	4	30	21	30	71	71
14	66	4	4	4	4	4	22	96	30	30	21	71	71	30	30
15	4	22	22	22	22	22	12	30	96	96	71	16	16	16	16
16	30	66	66	66	12	12	96	21	21	21	96	66	86	86	86
17	12	30	30	30	96	96	30	71	71	71	16	86	5	5	5
18	22	12	12	12	66	66	66	16	16	16	66	5	6	53	53
19	21	21	21	21	30	30	21	66	66	66	86	53	53	6	6
20	10	96	96	96	21	21	71	5	86	86	51	6	66	97	
21	96	16	16	16	71	71	10	86	5	5	5	4	97		
22	16	71	71	71	16	16	16	6	6	53	53	96			
23	71	53	53	53	6	6	6	53	53	6	6	97			
24	11	11	11	11	10	10	5	47	97	97	97				
25	53	6	6	6	5	5	86	10							
26	6	5	5	5	86	86	53	97							
27	5	10	86	86	53	53	8								
28	86	86	10	10	97	97	97								
29	97	97	97	97											

Final Result		
1	37	SZTUKA K. Laps 15
2	23	LINDBLAD A. 2.460
3	13	WHARTON J. 5.080
4	3	UGOCHUKWU U. (P) 5.363
5	31	BOHRA A. 5.983
6	17	DOMINGUES I. 6.581
7	14	AL DHAHERI R. 6.792
8	12	PRADEL G. 8.728
9	9	SPINA A. 9.830
10	22	DELIGNY E. 10.321
11	21	HAUSMANN T. 11.536
12	71	PEEBLES G. 13.019
13	15	BADOER B. (P) 13.692
14	30	LUND F. 14.715
15	16	NOBELS A. 15.371
16	86	DE LA TORRE D. 18.906
17	5	LARINI D. 20.134
18	53	PEDRINI G. 26.028
19	6	KAMAL M. 26.511
20	97	DARYANANI K. 1 Lap
21	66	LIU R. 2 Laps
22	4	SARRAZIN P. 3 Laps
23	96	OLIVIERI F. 3 Laps
24	51	SLATER F. 4 Laps
RET	47	LACORTE N. 7 Laps
RET	10	MODONESE R. 7 Laps
RET	20	DAVID Z. 8 Laps
RET	8	TAPONEN T. 8 Laps
RET	11	AKHMED I. 11 Laps
RET	57	BHIROMBHAKDI N.





ACI Racing Weekend Monza, 16-17 Settembre 2023

Euro4 Championship - Best Sectors & Speed Race 1

RESULTS

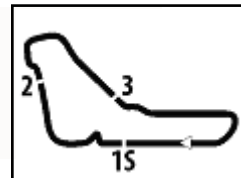
			Laps
1	37 SZTUKA Kacper	Tatuus F4-T421	15
2	23 LINDBLAD Arvid	Tatuus F4-T421	2,460
3	13 WHARTON James	Tatuus F4-T421	5,080
4	3 UGOCHUKWU Ugo	Tatuus F4-T421	5,363
5	31 BOHRA Akshay	Tatuus F4-T421	5,983
6	17 DOMINGUES Ivan	Tatuus F4-T421	6,581
7	14 AL DHAHERI Rashid	Tatuus F4-T421	6,792
8	12 PRADEL Gianmarco	Tatuus F4-T421	8,728
9	9 SPINA Alfio	Tatuus F4-T421	9,830
10	22 DELIGNY Enzo	Tatuus F4-T421	10,321
11	21 HAUSMANN Tina	Tatuus F4-T421	11,536
12	71 PEEBLES Griffin	Tatuus F4-T421	13,019
13	15 BADOER Brando	Tatuus F4-T421	13,692
14	30 LUND Frederik	Tatuus F4-T421	14,715
15	16 NOBELS Aurelia Corine	Tatuus F4-T421	15,371
16	86 DE LA TORRE Diego	Tatuus F4-T421	18,906
17	5 LARINI Davide	Tatuus F4-T421	20,134
18	53 PEDRINI Giacomo	Tatuus F4-T421	26,028
19	6 KAMAL Mrad	Tatuus F4-T421	26,511
20	97 DARYANANI Kai Manesh	Tatuus F4-T421	1 Lap
21	66 LIU Ruiqi	Tatuus F4-T421	2 Laps
22	4 SARRAZIN Pablo	Tatuus F4-T421	3 Laps
23	96 OLIVIERI Flavio	Tatuus F4-T421	3 Laps
24	51 SLATER Freddie	Tatuus F4-T421	4 Laps
RET	47 LACORTE Nicola	Tatuus F4-T421	7 Laps
RET	10 MODONESE Rafael	Tatuus F4-T421	7 Laps
RET	20 DAVID Zachary	Tatuus F4-T421	8 Laps
RET	8 TAPONEN Tuukka	Tatuus F4-T421	8 Laps
RET	11 AKHMED Ismail	Tatuus F4-T421	11 Laps
RET	57 BHIROMBHAKDI Nandhavud	Tatuus F4-T421	

SPEED

1	23 LINDBLAD Arvid	Tatuus F4-T421	248,8
2	6 KAMAL Mrad	Tatuus F4-T421	247,7
3	9 SPINA Alfio	Tatuus F4-T421	247,1
4	53 PEDRINI Giacomo	Tatuus F4-T421	247,1
5	13 WHARTON James	Tatuus F4-T421	246,6
6	66 LIU Ruiqi	Tatuus F4-T421	246,6
7	71 PEEBLES Griffin	Tatuus F4-T421	246,6
8	96 OLIVIERI Flavio	Tatuus F4-T421	246,6
9	4 SARRAZIN Pablo	Tatuus F4-T421	246,0
10	5 LARINI Davide	Tatuus F4-T421	246,0
11	16 NOBELS Aurelia Corine	Tatuus F4-T421	246,0
12	30 LUND Frederik	Tatuus F4-T421	245,5
13	12 PRADEL Gianmarco	Tatuus F4-T421	245,5
14	15 BADOER Brando	Tatuus F4-T421	245,5
15	21 HAUSMANN Tina	Tatuus F4-T421	245,5
16	97 DARYANANI Kai Manesh	Tatuus F4-T421	245,5
17	17 DOMINGUES Ivan	Tatuus F4-T421	245,5
18	37 SZTUKA Kacper	Tatuus F4-T421	244,9
19	31 BOHRA Akshay	Tatuus F4-T421	244,3
20	47 LACORTE Nicola	Tatuus F4-T421	244,3
21	14 AL DHAHERI Rashid	Tatuus F4-T421	243,8
22	86 DE LA TORRE Diego	Tatuus F4-T421	243,8
23	20 DAVID Zachary	Tatuus F4-T421	242,7
24	22 DELIGNY Enzo	Tatuus F4-T421	242,7
25	51 SLATER Freddie	Tatuus F4-T421	241,6
26	3 UGOCHUKWU Ugo	Tatuus F4-T421	240,5
27	8 TAPONEN Tuukka	Tatuus F4-T421	240,0
28	10 MODONESE Rafael	Tatuus F4-T421	239,5
29	11 AKHMED Ismail	Tatuus F4-T421	238,9

SEG. 1			SEG. 2			SEG. 3			SEG. 4		
1	12 PRADEL Gianmarco	11.096	1	15 BADOER Brando	25.079	1	37 SZTUKA Kacper	37.861	1	3 UGOCHUKWU Ugo	38.372
2	4 SARRAZIN Pablo	11.103	2	31 BOHRA Akshay	25.109	2	23 LINDBLAD Arvid	37.907	2	23 LINDBLAD Arvid	38.373
3	86 DE LA TORRE Diego	11.114	3	23 LINDBLAD Arvid	25.132	3	3 UGOCHUKWU Ugo	37.909	3	12 PRADEL Gianmarco	38.376
4	5 LARINI Davide	11.137	4	37 SZTUKA Kacper	25.191	4	15 BADOER Brando	37.944	4	13 WHARTON James	38.462
5	9 SPINA Alfio	11.139	5	12 PRADEL Gianmarco	25.221	5	31 BOHRA Akshay	38.007	5	37 SZTUKA Kacper	38.484
6	22 DELIGNY Enzo	11.159	6	22 DELIGNY Enzo	25.234	6	17 DOMINGUES Ivan	38.047	6	14 AL DHAHERI Rashid	38.487
7	31 BOHRA Akshay	11.175	7	17 DOMINGUES Ivan	25.254	7	13 WHARTON James	38.071	7	31 BOHRA Akshay	38.517
8	53 PEDRINI Giacomo	11.183	8	21 HAUSMANN Tina	25.254	8	21 HAUSMANN Tina	38.092	8	21 HAUSMANN Tina	38.600
9	97 DARYANANI Kai Manesh	11.183	9	3 UGOCHUKWU Ugo	25.286	9	14 AL DHAHERI Rashid	38.112	9	15 BADOER Brando	38.601
10	15 BADOER Brando	11.185	10	13 WHARTON James	25.295	10	71 PEEBLES Griffin	38.120	10	71 PEEBLES Griffin	38.605
11	23 LINDBLAD Arvid	11.185	11	14 AL DHAHERI Rashid	25.307	11	51 SLATER Freddie	38.129	11	17 DOMINGUES Ivan	38.620
12	20 DAVID Zachary	11.187	12	96 OLIVIERI Flavio	25.315	12	12 PRADEL Gianmarco	38.137	12	30 LUND Frederik	38.624
13	66 LIU Ruiqi	11.200	13	9 SPINA Alfio	25.323	13	22 DELIGNY Enzo	38.184	13	9 SPINA Alfio	38.642
14	14 AL DHAHERI Rashid	11.202	14	51 SLATER Freddie	25.341	14	16 NOBELS Aurelia Corine	38.185	14	51 SLATER Freddie	38.690
15	17 DOMINGUES Ivan	11.213	15	16 NOBELS Aurelia Corine	25.393	15	4 SARRAZIN Pablo	38.204	15	16 NOBELS Aurelia Corine	38.813
16	30 LUND Frederik	11.230	16	71 PEEBLES Griffin	25.421	16	86 DE LA TORRE Diego	38.223	16	8 TAPONEN Tuukka	38.814
17	13 WHARTON James	11.233	17	8 TAPONEN Tuukka	25.431	17	30 LUND Frederik	38.225	17	5 LARINI Davide	38.816
18	6 KAMAL Mrad	11.239	18	5 LARINI Davide	25.472	18	5 LARINI Davide	38.234	18	22 DELIGNY Enzo	38.816
19	10 MODONESE Rafael	11.239	19	30 LUND Frederik	25.510	19	9 SPINA Alfio	38.251	19	66 LIU Ruiqi	38.820
20	96 OLIVIERI Flavio	11.251	20	66 LIU Ruiqi	25.512	20	96 OLIVIERI Flavio	38.398	20	4 SARRAZIN Pablo	38.911
21	16 NOBELS Aurelia Corine	11.257	21	86 DE LA TORRE Diego	25.541	21	53 PEDRINI Giacomo	38.522	21	20 DAVID Zachary	38.940
22	71 PEEBLES Griffin	11.289	22	6 KAMAL Mrad	25.543	22	97 DARYANANI Kai Manesh	38.604	22	86 DE LA TORRE Diego	38.950
23	47 LACORTE Nicola	11.306	23	4 SARRAZIN Pablo	25.555	23	66 LIU Ruiqi	38.654	23	97 DARYANANI Kai Manesh	38.964
24	51 SLATER Freddie	11.309	24	20 DAVID Zachary	25.681	24	6 KAMAL Mrad	38.663	24	96 OLIVIERI Flavio	38.982
25	3 UGOCHUKWU Ugo	11.317	25	47 LACORTE Nicola	25.685	25	8 TAPONEN Tuukka	38.783	25	53 PEDRINI Giacomo	39.024
26	21 HAUSMANN Tina	11.336	26	53 PEDRINI Giacomo	25.707	26	47 LACORTE Nicola	38.910	26	47 LACORTE Nicola	39.043
27	37 SZTUKA Kacper	11.366	27	97 DARYANANI Kai Manesh	25.711	27	10 MODONESE Rafael	39.358	27	6 KAMAL Mrad	39.098
28	8 TAPONEN Tuukka	11.474	28	10 MODONESE Rafael	26.066	28	20 DAVID Zachary	39.505	28	10 MODONESE Rafael	39.567
29	11 AKHMED Ismail	11.538	29	11 AKHMED Ismail	26.212	29	57 BHIROMBHAKDI Nandh	39.931	29	11 AKHMED Ismail	40.048
						30	11 AKHMED Ismail	41.231			





ACI Racing Weekend Monza, 16-17 Settembre 2023

Euro4 Championship - Chronological Analysis Race 1

Autodromo Monza 5.793 m

Start at 14:53'58.049

1 / 4

3 U. UGOCHUKWU (1'53.239)							
Lap	Seg.1	Seg.2	Seg.3	Seg.4	Lap Time	km/h	Local Time
1					39.574	38.812	1'58.046
2	11.317	25.606	44.751	42.422	2'04.096	240,0	14:58'00.191
3	14.862	40.882	1'07.569	1'12.188	3'15.501	109,0	15:01'15.692
4	18.976	34.377	51.520	1'23.042	3'07.915	149,4	15:04'23.607
5	12.282	26.207	39.123	49.190	2'06.802	237,9	15:06'30.409
6	13.457	42.658	55.405	1'27.267	3'18.787	136,5	15:09'49.196
7	12.480	26.016	39.586	39.007	1'57.089	234,3	15:11'46.285
8	11.430	26.147	38.341	38.605	1'54.523	236,8	15:13'40.808
9	11.531	25.304	38.303	39.161	1'54.299	240,5	15:15'35.107
10	11.444	25.450	38.946	38.553	1'54.393	240,0	15:17'29.500
11	11.456	25.432	37.978	38.442	1'53.308	237,4	15:19'22.808
12	11.424	25.671	38.189	38.506	1'53.790	240,0	15:21'16.598
13	11.508	25.436	37.909	38.446	1'53.299	237,9	15:23'09.897
14	11.472	25.286	38.108	38.486	1'53.352	240,5	15:25'03.241
15	11.520	25.372	37.975	38.372	1'53.239	238,9	15:26'56.488
Race Time 32'58.439 + 5.000Pen							

11	11.467	25.683	38.663	39.139	1'54.952	240,0	15:19'39.048
12	11.410	25.543	38.701	39.538	1'55.192	242,2	15:21'34.240
13	11.475	25.625	39.676	39.820	1'56.596	241,1	15:23'30.836
14	11.637	26.061	39.091	39.137	1'55.926	236,8	15:25'26.762
15	11.554	25.543	39.679	39.098	1'55.874	238,4	15:27'22.636
Race Time 33'24.587							

4 P. SARRAZIN (1'53.970)							
Lap	Seg.1	Seg.2	Seg.3	Seg.4	Lap Time	km/h	Local Time
1					39.346	39.463	2'01.121
2	11.169	26.934	48.056	44.032	2'10.191	246,0	14:58'09.361
3	14.502	39.604	1'06.704	1'11.911	3'12.721	169,8	15:01'22.082
4	20.323	34.522	51.464	1'17.457	3'03.766	127,4	15:04'25.848
5	12.113	26.568	41.545	50.931	2'11.157	238,4	15:06'37.005
6	14.991	39.345	58.337	1'21.884	3'14.557	144,2	15:09'51.562
7	12.103	26.219	39.342	39.552	1'57.216	242,7	15:11'48.778
8	11.103	26.142	39.498	40.021	1'56.764	242,2	15:13'45.542
9	11.378	26.618	39.127	39.124	1'56.247	243,8	15:15'41.789
10	11.252	25.555	38.204	38.959	1'53.970	245,5	15:17'35.759
11	11.258	25.614	38.871	38.911	1'54.654	243,8	15:19'30.413
12	11.567	25.783	41.203	1'38.195	2'56.748P	238,4	15:22'27.161
Race Time 28'29.112							

8 T. TAPONEN (2'02.803)							
Lap	Seg.1	Seg.2	Seg.3	Seg.4	Lap Time	km/h	Local Time
1							
2	11.474	25.431	43.715	42.183	2'02.803	240,0	14:57'57.965
3	15.749	40.953	1'07.787	1'11.778	3'16.267	113,6	15:01'14.232
4	19.094	34.452	50.515	1'24.753	3'08.814	123,4	15:04'23.046
5	12.382	25.710	38.783	47.527	2'04.402	235,8	15:06'35.448
6	14.616	42.632	55.459	1'28.216	3'20.923	105,8	15:09'48.371
7	12.545	27.136	56.507	1'24.786	3'00.974P	237,9	15:12'49.345
Race Time 18'51.296							

9 A. SPINA (1'53.684)							
Lap	Seg.1	Seg.2	Seg.3	Seg.4	Lap Time	km/h	Local Time
1					39.944	39.276	1'59.995
2	11.188	25.454	47.628	44.080	2'08.350	247,1	14:58'06.394
3	14.229	39.666	1'06.833	1'12.493	3'13.221	134,0	15:01'19.615
4	19.487	34.863	51.480	1'19.458	3'05.288	128,3	15:04'24.903
5	12.209	27.158	40.571	50.707	2'10.645	237,4	15:06'35.548
6	14.878	39.762	58.079	1'22.726	3'15.445	153,4	15:09'50.993
7	12.282	25.906	39.604	39.879	1'57.671	238,9	15:11'48.664
8	11.191	26.037	40.079	39.631	1'56.938	244,3	15:13'45.602
9	11.139	25.922	39.021	38.934	1'55.016	245,5	15:15'40.618
10	11.293	25.412	38.251	38.728	1'53.684	246,0	15:17'34.302
11	11.213	25.323	38.412	38.736	1'53.684	244,9	15:19'27.986
12	11.260	25.492	38.412	39.279	1'54.443	244,9	15:21'22.429
13	11.381	25.464	38.482	38.642	1'53.969	240,5	15:23'16.398
14	11.510	25.482	38.556	39.330	1'54.878	237,4	15:25'11.276
15	11.297	25.780	38.788	38.814	1'54.679	245,5	15:27'05.955
Race Time 33'07.906							

5 D. LARINI (1'54.146)							
Lap	Seg.1	Seg.2	Seg.3	Seg.4	Lap Time	km/h	Local Time
1					41.004	39.954	2'06.595
2	11.345	25.766	55.581	50.992	2'23.684	245,5	14:58'28.328
3	14.000	33.109	1'05.344	1'12.734	3'05.187	193,2	15:01'33.515
4	19.544	33.783	52.515	1'09.376	2'55.218	142,5	15:04'28.733
5	11.839	28.499	42.150	55.280	2'17.768	242,2	15:06'46.501
6	16.149	40.117	55.604	1'16.578	3'08.448	151,9	15:09'54.949
7	12.037	26.988	39.253	39.616	1'57.894	232,8	15:11'52.843
8	11.137	26.766	39.256	41.538	1'58.697	246,0	15:13'51.540
9	11.435	25.777	39.062	39.659	1'55.933	241,6	15:15'47.473
10	11.490	25.779	38.751	39.342	1'55.362	238,4	15:17'42.835
11	11.464	25.627	38.670	39.213	1'54.974	243,8	15:19'37.809
12	11.457	25.666	38.267	38.922	1'54.312	241,6	15:21'32.121
13	11.424	25.499	39.225	39.549	1'55.697	243,2	15:23'27.818
14	11.613	25.472	38.243	38.967	1'54.295	237,4	15:25'22.113
15	11.613	25.483	38.234	38.816	1'54.146	236,8	15:27'16.259
Race Time 33'18.210							

10 R. MODONESE (1'57.468)							
Lap	Seg.1	Seg.2	Seg.3	Seg.4	Lap Time	km/h	Local Time
1					40.201	39.567	2'02.651
2	11.239	26.284	53.187	57.547	2'28.257P	230,3	14:58'28.957
3	1'22.814	28.222	41.038	42.186	3'14.260P	181,2	15:01'43.217
4	13.469	33.323	51.302	1'08.548	2'46.642	196,4	15:04'29.859
5	11.689	26.530	42.477	55.214	2'15.910	228,8	15:06'45.769
6	15.669	40.552	55.881	1'16.779	3'08.881	151,3	15:09'54.650
7	11.984	26.066	39.358	40.060	1'57.468	238,9	15:11'52.118
8	11.264	27.680	48.431	1'04.329	2'31.704P	239,5	15:14'23.822
Race Time 20'25.773							

6 M. KAMAL (1'54.952)							
Lap	Seg.1	Seg.2	Seg.3	Seg.4	Lap Time	km/h	Local Time
1					42.118	39.656	2'06.266
2	11.468	25.962	54.662	51.184	2'23.276	240,5	14:58'27.591
3	13.643	33.489	1'05.383	1'12.550	3'05.065	178,5	15:01'32.656
4	19.414	33.834	52.616	1'09.917	2'55.781	127,1	15:04'28.437
5	11.947	26.435	42.957	55.061	2'16.400	238,9	15:06'44.837
6	15.801	39.864	56.189	1'17.686	3'09.540	142,1	15:09'54.377
7	12.322	26.908	39.136	39.946	1'58.312	221,8	15:11'52.689
8	11.239	26.914	39.884	41.481	1'59.518	247,7	15:13'52.207
9	11.449	25.992	39.096	39.401	1'55.938	240,5	15:15'48.145
10	11.316	26.054	39.327	39.254	1'55.951	245,5	15:17'44.096

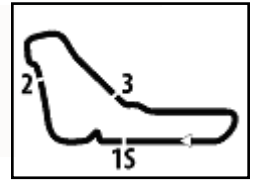
11 I. AKHMED (2'23.088)							
Lap	Seg.1	Seg.2	Seg.3	Seg.4	Lap Time	km/h	Local Time
1							
2	11.538	26.212	54.262	51.076	2'23.088	238,9	14:58'26.385
3	13.790	33.665	1'05.510	1'12.793	3'05.758	191,5	15:01'32.143
4	19.256	33.751	52.138	1'10.974	2'56.119	127,5	15:04'28.262
Race Time 10'30.213							

12 G. PRADEL (1'53.472)							
Lap	Seg.1	Seg.2	Seg.3	Seg.4	Lap Time	km/h	Local Time
1					40.160	38.970	2'01.706
2	11.163	26.971	51.826	45.362	2'15.322	243,2	14:58'15.077
3	13.615	38.316	1'06.740	1'11.819	3'10.490	161,9	15:01'25.567
4	20.501	34.086	52.071	1'14.361	3'01.019	119,3	15:04'26.586
5	12.021	25.993	42.225	52.035	2'12.274	242,2	15:06'38.860
6	16.346	38.653	57.168	1'20.932	3'13.099	176,8	15:09'51.959
7	12.077	26.336	39.521	39.321	1'57.255	243,2	15:11'49.214
8	11.173	26.079	39.562	39.735	1'56.549	237,4	15:13'45.763

16/09/2023

P = Pits In/Out - C = Lap Time Cancelled





ACI Racing Weekend Monza, 16-17 Settembre 2023

Euro4 Championship - Chronological Analysis Race 1

Start at 14:53'58.049

2 / 4

9	11.096	25.919	39.163	38.991	1'55.169	244,9	15:15'40.932
10	11.177	25.435	38.443	38.624	1'53.679	243,2	15:17'34.611
11	11.178	25.291	38.280	38.723	1'53.472	245,5	15:19'28.083
12	11.233	25.744	38.137	39.150	1'54.264	241,1	15:21'22.347
13	11.482	25.438	38.798	38.621	1'54.339	240,5	15:23'16.686
14	11.221	25.221	38.324	39.516	1'54.282	242,2	15:25'10.968
15	11.544	25.634	38.331	38.376	1'53.885	238,4	15:27'04.853

Race Time 33'06.804

13 J. WHARTON (1'53.367)							
Lap	Seg.1	Seg.2	Seg.3	Seg.4	Lap Time	km/h	Local Time
1			39.847	39.106	1'58.934		14:55'56.983
2	11.251	25.989	45.175	43.202	2'05.617	246,0	14:58'02.600
3	14.105	41.266	1'07.324	1'11.885	3'14.580	84,3	15:01'17.180
4	19.639	34.131	51.631	1'21.747	3'07.148	141,0	15:04'24.328
5	12.143	25.943	39.850	49.592	2'07.528	240,0	15:06'31.856
6	14.186	41.696	55.259	1'26.686	3'17.827	129,0	15:09'49.683
7	12.247	25.841	39.660	39.163	1'56.911	242,7	15:11'46.594
8	11.293	26.004	38.712	38.885	1'54.894	244,9	15:13'41.488
9	11.394	25.330	38.406	39.042	1'54.172	241,1	15:15'35.660
10	11.397	25.365	38.730	38.954	1'54.446	245,5	15:17'30.106
11	11.371	26.012	38.364	38.597	1'54.344	237,4	15:19'24.450
12	11.531	25.332	38.095	38.598	1'53.556	238,9	15:21'18.006
13	11.523	25.421	38.940	39.765	1'55.649	239,5	15:23'13.655
14	11.233	25.756	38.594	38.600	1'54.183	246,6	15:25'07.838
15	11.539	25.295	38.071	38.462	1'53.367	238,4	15:27'01.205

Race Time 33'03.156

14 R. AL DHAHERI (1'53.365)							
Lap	Seg.1	Seg.2	Seg.3	Seg.4	Lap Time	km/h	Local Time
1			40.309	39.072	1'59.447		14:55'57.496
2	11.368	25.721	46.566	43.451	2'07.106	243,2	14:58'04.602
3	14.303	40.541	1'07.161	1'12.319	3'14.324	94,4	15:01'18.926
4	19.599	34.249	51.847	1'19.901	3'05.596	125,1	15:04'24.522
5	12.285	26.745	40.038	50.105	2'09.173	231,3	15:06'33.695
6	14.843	40.685	56.308	1'24.998	3'16.834	145,7	15:09'50.529
7	12.412	25.673	40.009	39.520	1'57.614	234,3	15:11'48.143
8	11.202	25.852	40.594	39.733	1'57.381	242,2	15:13'45.524
9	11.212	25.651	39.052	38.739	1'54.654	237,9	15:15'40.178
10	11.382	25.331	38.163	38.979	1'53.855	242,2	15:17'34.033
11	11.398	25.358	38.157	38.679	1'53.592	242,2	15:19'27.625
12	11.359	25.337	38.112	38.557	1'53.365	243,8	15:21'20.990
13	11.350	25.461	38.745	38.768	1'54.324	240,0	15:23'15.314
14	11.375	25.307	38.271	38.720	1'53.673	243,2	15:25'08.987
15	11.306	25.551	38.586	38.487	1'53.930	243,8	15:27'02.917

Race Time 33'04.868

15 B. BADOER (1'53.282)							
Lap	Seg.1	Seg.2	Seg.3	Seg.4	Lap Time	km/h	Local Time
1			39.958	39.447	2'00.305		14:55'58.354
2	11.185	25.345	47.849	44.186	2'08.565	241,6	14:58'06.919
3	14.048	39.701	1'06.875	1'12.597	3'13.221	129,0	15:01'20.140
4	19.530	34.904	51.556	1'19.038	3'05.028	131,9	15:04'25.168
5	11.992	26.440	39.599	49.877	2'07.908	242,7	15:06'33.076
6	14.526	41.050	56.157	1'25.290	3'17.023	149,8	15:09'50.099
7	12.219	25.893	39.931	39.559	1'57.602	241,6	15:11'47.701
8	11.271	25.405	40.931	39.854	1'57.461	242,7	15:13'45.162
9	11.481	25.528	37.944	38.841	1'53.794	239,5	15:15'38.956
10	11.436	25.149	38.010	38.687	1'53.282	240,0	15:17'32.238
11	11.398	25.079	38.317	38.634	1'53.428	241,1	15:19'25.666
12	11.326	25.127	38.308	38.601	1'53.362	243,2	15:21'19.028
13	11.286	25.091	38.768	39.117	1'54.262	245,5	15:23'13.290
14	11.473	27.657	38.998	39.641	1'57.769	238,9	15:25'11.059
15	11.475	25.587	38.072	38.624	1'53.758	242,7	15:27'04.817

Race Time 33'06.768 + 5.000Pen

16 A. NOBELS (1'53.941)							
Lap	Seg.1	Seg.2	Seg.3	Seg.4	Lap Time	km/h	Local Time
1			41.116	39.710	2'04.384		14:56'02.433
2	11.330	25.393	54.699	49.641	2'21.063	244,9	14:58'23.496
3	13.895	34.159	1'05.728	1'12.691	3'06.473	207,7	15:01'29.969
4	19.351	34.090	51.428	1'12.365	2'57.234	135,3	15:04'27.203
5	11.912	27.056	43.081	54.841	2'16.890	230,8	15:06'44.093
6	15.619	40.282	56.096	1'17.830	3'09.827	143,6	15:09'53.920
7	12.029	26.039	39.679	40.544	1'58.291	243,2	15:11'52.211
8	11.257	26.568	38.523	41.217	1'57.565	246,0	15:13'49.776
9	11.320	25.725	38.943	40.058	1'56.046	243,8	15:15'45.822
10	11.521	25.541	38.818	38.968	1'54.848	238,9	15:17'40.670
11	11.510	25.397	38.305	39.083	1'54.295	238,9	15:19'34.965
12	11.283	25.792	38.293	38.996	1'54.364	245,5	15:21'29.329
13	11.510	25.479	38.229	39.012	1'54.230	239,5	15:23'23.559
14	11.537	25.406	38.185	38.813	1'53.941	238,4	15:25'17.500
15	11.474	25.433	38.252	38.837	1'53.996	240,5	15:27'11.496

Race Time 33'13.447

17 I. DOMINGUES (1'53.628)							
Lap	Seg.1	Seg.2	Seg.3	Seg.4	Lap Time	km/h	Local Time
1			39.570	39.626	2'00.725		14:55'58.774
2	11.287	27.136	47.454	44.037	2'09.914	244,9	14:58'08.688
3	13.978	39.873	1'06.788	1'12.119	3'12.758	171,7	15:01'21.446
4	19.795	35.048	51.502	1'17.784	3'04.129	148,1	15:04'25.575
5	11.972	26.854	40.908	50.833	2'10.567	240,5	15:06'36.142
6	14.932	39.756	58.283	1'22.261	3'15.232	136,5	15:09'51.374
7	12.282	26.334	38.858	39.726	1'57.200	237,4	15:11'48.574
8	11.221	26.158	39.409	40.055	1'56.843	241,6	15:13'45.417
9	11.213	25.639	38.263	39.040	1'54.155	245,5	15:15'39.572
10	11.373	25.497	38.351	38.683	1'53.904	242,2	15:17'33.476
11	11.456	25.420	38.193	38.631	1'53.700	240,0	15:19'27.176
12	11.467	25.455	38.047	38.659	1'53.628	240,5	15:21'20.804
13	11.559	25.427	38.306	38.620	1'53.912	238,4	15:23'14.716
14	11.407	25.254	38.221	38.922	1'53.804	242,2	15:25'08.520
15	11.353	25.708	38.443	38.682	1'54.186	242,7	15:27'02.706

Race Time 33'04.657

20 Z. DAVID (1'57.238)							
Lap	Seg.1	Seg.2	Seg.3	Seg.4	Lap Time	km/h	Local Time
1			39.667	38.940	1'57.923		14:55'55.972
2	11.474	25.681	45.142	42.523	2'04.820	237,4	14:58'00.792
3	14.797	41.032	1'07.427	1'12.036	3'15.292	94,7	15:01'16.084
4	19.327	34.297	51.750	1'22.458	3'07.832	145,6	15:04'23.916
5	12.266	26.011	39.505	49.570	2'07.352	235,8	15:06'31.268
6	13.821	41.973	55.629	1'26.836	3'18.259	128,0	15:09'49.527
7	12.348	25.924	39.854	39.112	1'57.238	238,4	15:11'46.765

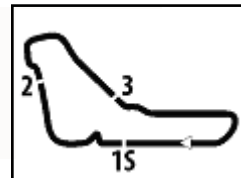
Race Time 17'48.716

21 T. HAUSMANN (1'53.574)							
Lap	Seg.1	Seg.2	Seg.3	Seg.4	Lap Time	km/h	Local Time
1			41.734	39.584	2'02.330		14:56'00.379
2	11.445	26.175	52.528	47.029	2'17.177	241,1	14:58'17.556
3	12.784	37.455	1'06.679	1'12.148	3'09.066	193,9	15:01'26.622
4	20.296	33.901	52.154	1'13.926	3'00.277	115,6	15:04'26.899
5	11.964	26.593	42.870	54.490	2'15.917	242,7	15:06'42.816
6	15.644	40.254	56.070	1'18.538	3'10.506	143,4	15:09'53.322
7	12.070	26.179	39.588	40.599	1'58.436	241,1	15:11'51.758
8	11.469	26.244	38.392	41.389	1'57.494	240,0	15:13'49.252
9	11.445	25.673	38.792	39.627	1'55.537	240,5	15:15'44.789
10	11.463	25.427	38.432	38.767	1'54.089	238,9	15:17'38.878
11	11.336	25.668	38.261	38.852	1'54.117	245,5	15:19'32.995
12	11.497	25.277	38.095	38.708	1'53.577	239,5	15:21'26.572
13	11.383	25.340	38.347	38.635	1'53.705	241,1	15:23'20.277
14	11.558	25.476	38.092	38.684	1'53.810	238,9	15:25'14.087
15	11.493	25.254	38.227	38.600	1'53.574	240,0	15:27'07.661





5.5



Autodromo Monza 5.793 m

ACI Racing Weekend Monza, 16-17 Settembre 2023 Euro4 Championship - Chronological Analysis Race 1

Start at 14:53'58.049

3 / 4

Race Time 33'09.612

22 E. DELIGNY (1'54.001)						
Lap	Seg.1	Seg.2	Seg.3	Seg.4	Lap Time	Local Time
1			40.110	39.435	2'02.312	14:56'00.361
2	11.449	25.971	49.319	43.136	2'09.875	240,5 14:58'10.236
3	15.340	39.323	1'06.641	1'11.832	3'13.136	178,5 15:01'23.372
4	20.457	34.453	51.528	1'16.190	3'02.628	135,7 15:04'26.000
5	11.994	26.499	41.959	52.013	2'12.465	238,4 15:06'38.465
6	15.991	38.609	57.545	1'21.066	3'13.211	167,4 15:09'51.676
7	12.144	26.443	39.052	39.813	1'57.452	232,3 15:11'49.128
8	11.159	26.333	39.571	39.902	1'56.965	238,4 15:13'46.093
9	11.217	26.131	38.939	39.063	1'55.350	241,6 15:15'41.443
10	11.374	25.301	38.553	38.930	1'54.158	242,7 15:17'35.601
11	11.478	25.603	38.184	38.853	1'54.118	240,5 15:19'29.719
12	11.518	25.474	38.354	38.987	1'54.333	235,8 15:21'24.052
13	11.504	25.316	38.365	38.816	1'54.001	242,7 15:23'18.053
14	11.558	25.435	38.362	38.914	1'54.269	237,4 15:25'12.322
15	11.457	25.234	38.476	38.957	1'54.124	240,5 15:27'06.446

Race Time 33'08.397

23 A. LINDBLAD (1'53.084)						
Lap	Seg.1	Seg.2	Seg.3	Seg.4	Lap Time	Local Time
1			39.963	39.164	1'59.770	14:55'57.819
2	11.229	25.591	45.609	43.524	2'05.953	246,0 14:58'03.772
3	13.675	41.149	1'07.409	1'11.930	3'14.163	102,9 15:01'17.935
4	19.684	34.046	52.346	1'20.405	3'06.481	122,2 15:04'24.416
5	12.271	26.390	39.599	49.710	2'07.970	240,0 15:06'32.386
6	13.983	41.910	55.643	1'25.920	3'17.456	135,7 15:09'49.842
7	12.170	26.094	39.954	39.148	1'57.366	239,5 15:11'47.208
8	11.246	25.745	40.332	38.563	1'55.886	248,8 15:13'43.094
9	11.477	25.239	37.907	38.883	1'53.506	241,6 15:15'36.600
10	11.431	25.379	38.143	38.778	1'53.731	242,2 15:17'30.331
11	11.185	26.018	38.686	38.579	1'54.468	245,5 15:19'24.799
12	11.347	25.361	38.320	38.477	1'53.505	244,3 15:21'18.304
13	11.298	25.373	38.786	38.544	1'54.001	247,1 15:23'12.305
14	11.575	25.132	37.983	38.506	1'53.196	237,4 15:25'05.501
15	11.551	25.251	37.909	38.373	1'53.084	240,0 15:26'58.585

Race Time 33'00.536

30 F. LUND (1'53.992)						
Lap	Seg.1	Seg.2	Seg.3	Seg.4	Lap Time	Local Time
1			39.794	39.255	2'01.426	14:55'59.475
2	11.230	27.161	51.036	43.476	2'12.903	245,5 14:58'12.378
3	15.492	38.465	1'06.521	1'12.088	3'12.566	186,9 15:01'24.944
4	20.720	33.824	52.314	1'14.703	3'01.561	123,1 15:04'26.505
5	12.127	26.643	42.728	53.968	2'15.466	237,9 15:06'41.971
6	15.856	40.337	55.970	1'18.949	3'11.112	148,8 15:09'53.083
7	12.054	26.240	39.514	40.042	1'57.850	238,9 15:11'50.933
8	11.506	25.694	39.608	40.389	1'57.197	240,5 15:13'48.130
9	11.497	25.576	38.266	39.052	1'54.391	241,6 15:15'42.521
10	11.468	25.547	38.225	38.752	1'53.992	240,5 15:17'36.513
11	11.473	25.672	38.323	38.624	1'54.092	239,5 15:19'30.605
12	11.399	25.842	39.163	39.069	1'55.473	241,6 15:21'26.078
13	11.608	25.531	38.999	38.943	1'55.081	237,9 15:23'21.159
14	11.587	25.661	39.140	38.838	1'55.226	238,9 15:25'16.385
15	11.563	25.510	38.512	38.870	1'54.455	239,5 15:27'10.840

Race Time 33'12.791

31 A. BOHRA (1'53.499)						
Lap	Seg.1	Seg.2	Seg.3	Seg.4	Lap Time	Local Time
1			40.084	39.729	2'00.785	14:55'58.834
2	11.372	26.395	47.474	43.833	2'09.074	238,9 14:58'07.908
3	14.178	39.573	1'07.032	1'12.434	3'13.217	157,0 15:01'21.125
4	19.653	34.848	51.379	1'18.424	3'04.304	143,6 15:04'25.429
5	12.034	26.246	40.571	50.018	2'08.869	241,6 15:06'34.298
6	15.131	40.282	56.935	1'24.117	3'16.465	146,5 15:09'50.763

16/09/2023

P = Pits In/Out - C = Lap Time Cancelled

7	12.241	25.692	39.858	39.340	1'57.131	238,9 15:11'47.894
8	11.175	25.423	40.536	38.737	1'55.871	242,2 15:13'43.765
9	11.414	25.398	38.007	38.973	1'53.792	243,2 15:15'37.557
10	11.444	25.381	38.033	38.680	1'53.538	240,5 15:17'31.095
11	11.398	25.109	38.796	38.666	1'53.969	241,6 15:19'25.064
12	11.242	25.363	38.423	38.517	1'53.545	244,3 15:21'18.609
13	11.268	25.266	38.791	39.460	1'54.785	243,8 15:23'13.394
14	11.402	25.896	38.858	39.059	1'55.215	240,5 15:25'08.609
15	11.323	25.411	38.096	38.669	1'53.499	241,6 15:27'02.108

Race Time 33'04.059

37 K. SZTUKA (1'53.230)						
Lap	Seg.1	Seg.2	Seg.3	Seg.4	Lap Time	Local Time
1			38.320	39.064	1'56.134	14:55'54.183
2	11.734	25.518	43.581	42.379	2'03.212	232,8 14:57'57.395
3	15.512	41.039	1'07.937	1'11.648	3'16.136	124,3 15:01'13.531
4	19.302	34.240	50.334	1'25.263	3'09.139	127,1 15:04'22.670
5	12.591	25.611	38.621	47.209	2'04.022	228,3 15:06'26.702
6	14.584	42.944	54.780	1'29.042	3'21.350	115,5 15:09'48.052
7	12.743	26.703	39.000	38.927	1'57.373	227,8 15:11'45.425
8	11.394	25.394	38.242	38.757	1'53.787	242,7 15:13'39.212
9	11.366	25.348	38.293	40.030	1'55.037	244,9 15:15'34.249
10	11.659	25.643	38.682	38.705	1'54.689	235,3 15:17'28.938
11	11.652	25.256	38.045	38.587	1'53.540	234,8 15:19'22.478
12	11.661	25.548	37.956	38.574	1'53.739	234,8 15:21'16.217
13	11.649	25.243	37.897	38.484	1'53.273	236,3 15:23'09.490
14	11.659	25.200	37.861	38.510	1'53.230	234,8 15:25'02.720
15	11.667	25.191	37.962	38.585	1'53.405	235,3 15:26'56.125

Race Time 32'58.076

47 N. LACORTE (1'57.373)						
Lap	Seg.1	Seg.2	Seg.3	Seg.4	Lap Time	Local Time
1			39.998	39.043	1'58.580	14:55'56.629
2	11.306	26.216	44.853	42.803	2'05.178	244,3 14:58'01.807
3	14.507	41.213	1'07.249	1'11.987	3'14.956	84,7 15:01'16.763
4	19.483	34.181	51.396	1'22.218	3'07.278	133,7 15:04'24.041
5	12.205	25.685	38.910	48.540	2'05.340	237,9 15:06'29.381
6	13.987	42.666	55.262	1'27.539	3'19.454	124,0 15:09'48.835
7	12.479	26.311	39.505	39.078	1'57.373	233,8 15:11'46.208
8	11.457	26.442	41.004	49.779	2'08.682P	238,4 15:13'54.890

Race Time 19'56.841

51 F. SLATER (1'53.795)						
Lap	Seg.1	Seg.2	Seg.3	Seg.4	Lap Time	Local Time
1			39.318	38.734	1'57.429	14:55'55.478
2	11.309	25.604	44.191	42.127	2'03.231	237,4 14:57'58.709
3	15.531	40.944	1'07.805	1'12.438	3'16.718	109,3 15:01'15.427
4	18.597	34.407	50.744	1'24.176	3'07.924	129,2 15:04'23.351
5	12.268	25.934	38.799	48.566	2'05.567	235,3 15:06'28.918
6	14.232	42.261	55.345	1'27.952	3'19.790	134,2 15:09'48.708
7	12.535	26.180	38.843	38.776	1'56.334	230,8 15:11'45.042
8	11.578	25.380	38.139	38.698	1'53.795	238,4 15:13'38.837
9	11.567	25.341	38.129	40.591	1'55.628	236,3 15:15'34.465
10	11.375	25.705	39.219	38.690	1'54.989	241,6 15:17'29.454
11	11.586	25.863	39.313	51.023	2'07.785P	225,9 15:19'37.239

Race Time 25'39.190

53 G. PEDRINI (1'54.813)						
Lap	Seg.1	Seg.2	Seg.3	Seg.4	Lap Time	Local Time
1			41.179	39.827	2'05.287	14:56'03.336
2	11.468	26.111	53.709	50.831	2'22.119	242,2 14:58'25.455
3	14.032	33.436	1'05.638	1'12.423	3'05.529	207,3 15:01'30.984
4	19.978	33.541	51.883	1'11.140	2'56.542	125,9 15:04'27.526
5	11.744	55.470	41.043	41.694	2'29.951	228,3 15:06'57.477
6	14.646	33.935	54.997	1'14.880	2'58.458	204,2 15:09'55.935
7	12.027	26.376	40.126	39.247	1'57.776	227,8 15:11'53.711
8	11.307	26.066	40.247	41.004	1'58.624	247,1 15:13'52.335



Powered by FICr PERUGIA TIMING



Autodromo Monza 5.793 m

ACI Racing Weekend Monza, 16-17 Settembre 2023

Euro4 Championship - Chronological Analysis Race 1

Start at 14:53'58.049

4 / 4

9	11.223	25.986	39.553	39.309	1'56.071	246,6	15:15'48.406	2	11.516	25.315	53.149	49.153	2'19.133	239,5	14:58'21.160
10	11.183	25.980	38.770	39.024	1'54.957	243,2	15:17'43.363	3	12.479	36.634	1'05.789	1'12.785	3'07.687	229,8	15:01'28.847
11	11.303	25.778	39.006	39.160	1'55.247	245,5	15:19'38.610	4	19.616	32.600	52.205	1'13.768	2'58.189	130,6	15:04'27.036
12	11.368	25.707	38.522	39.216	1'54.813	244,9	15:21'33.423	5	11.884	26.258	41.911	53.328	2'13.381	239,5	15:06'40.417
13	11.541	26.013	39.943	40.125	1'57.622	233,8	15:23'31.045	6	15.442	40.446	55.655	1'20.434	3'11.977	156,7	15:09'52.394
14	11.382	26.118	38.612	39.248	1'55.360	243,2	15:25'26.405	7	12.249	26.508	39.335	39.065	1'57.157	239,5	15:11'49.551
15	11.583	25.769	39.315	39.081	1'55.748	238,9	15:27'22.153	8	11.292	25.928	39.927	39.709	1'56.856	245,5	15:13'46.407

Race Time 33'24.104

66 R. LIU (1'54.369)

Lap	Seg.1	Seg.2	Seg.3	Seg.4	Lap Time	km/h	Local Time
1			39.029	39.712	2'01.012		14:55'59.061
2	11.262	27.471	50.274	42.881	2'11.888	234,3	14:58'10.949
3	15.532	39.160	1'06.584	1'11.966	3'13.242	179,4	15:01'24.191
4	20.187	34.605	51.514	1'15.739	3'02.045	129,3	15:04'26.236
5	11.979	26.476	42.996	53.329	2'14.780	242,7	15:06'41.016
6	15.740	40.179	56.013	1'19.974	3'11.906	142,9	15:09'52.922
7	12.140	26.057	39.665	40.379	1'58.241	240,0	15:11'51.163
8	11.200	25.538	39.808	43.125	1'59.671	246,0	15:13'50.834
9	11.573	25.643	38.654	39.127	1'54.997	239,5	15:15'45.831
10	11.509	25.588	39.045	39.102	1'55.244	238,9	15:17'41.075
11	11.334	25.547	38.668	38.820	1'54.369	246,6	15:19'35.444
12	11.305	25.715	38.778	39.255	1'55.053	244,9	15:21'30.497
13	11.557	25.512	41.955	52.258	2'11.282P	238,9	15:23'41.779

Race Time 29'43.730

71 G. PEEBLES (1'53.627)

Lap	Seg.1	Seg.2	Seg.3	Seg.4	Lap Time	km/h	Local Time
1			41.534	39.447	2'04.800		14:56'02.849
2	11.294	25.816	54.188	49.814	2'21.112	246,6	14:58'23.961
3	13.823	34.269	1'05.610	1'12.652	3'06.354	190,1	15:01'30.315
4	19.523	33.876	51.415	1'12.190	2'57.004	143,4	15:04'27.319
5	11.764	26.652	42.903	54.501	2'15.820	243,8	15:06'43.139
6	15.729	40.309	55.909	1'18.599	3'10.546	138,5	15:09'53.685
7	12.106	25.910	39.594	40.467	1'58.077	241,6	15:11'51.762
8	11.460	25.558	38.885	41.695	1'57.598	242,2	15:13'49.360
9	11.304	25.629	38.773	40.054	1'55.760	241,1	15:15'45.120
10	11.289	25.513	38.505	38.839	1'54.146	245,5	15:17'39.266
11	11.309	25.973	38.651	38.658	1'54.591	244,9	15:19'33.857
12	11.418	25.484	38.120	38.605	1'53.627	241,1	15:21'27.484
13	11.445	25.430	38.155	38.788	1'53.818	241,1	15:23'21.302
14	11.371	25.592	38.415	38.637	1'54.015	240,5	15:25'15.317
15	11.480	25.421	38.311	38.615	1'53.827	241,1	15:27'09.144

Race Time 33'11.095

86 D. DE LA TORRE (1'54.414)

Lap	Seg.1	Seg.2	Seg.3	Seg.4	Lap Time	km/h	Local Time
1			40.272	45.292	2'08.652		14:56'06.701
2	12.347	25.970	53.438	51.331	2'23.086	235,3	14:58'29.787
3	14.124	32.657	1'04.971	1'12.553	3'04.305	193,2	15:01'34.092
4	19.619	34.078	52.361	1'09.317	2'55.375	128,9	15:04'29.467
5	12.012	28.225	42.099	55.033	2'17.369	237,9	15:06'46.836
6	17.033	39.794	55.728	1'15.731	3'08.286	131,1	15:09'55.122
7	11.914	27.047	39.528	39.394	1'57.883	237,4	15:11'53.005
8	11.114	26.812	40.430	40.247	1'58.603	243,8	15:13'51.608
9	11.383	26.004	38.922	39.533	1'55.842	241,1	15:15'47.450
10	11.472	25.541	38.651	39.178	1'54.842	240,5	15:17'42.292
11	11.566	25.682	38.417	39.090	1'54.755	236,3	15:19'37.047
12	11.577	25.685	38.287	39.012	1'54.561	236,8	15:21'31.608
13	11.531	25.607	38.323	39.014	1'54.475	238,4	15:23'26.083
14	11.643	25.544	38.223	39.004	1'54.414	235,8	15:25'20.497
15	11.642	25.687	38.255	38.950	1'54.534	236,3	15:27'15.031

Race Time 33'16.982

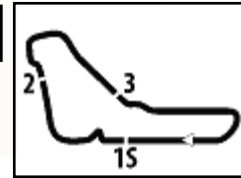
96 F. OLIVIERI (1'55.041)

Lap	Seg.1	Seg.2	Seg.3	Seg.4	Lap Time	km/h	Local Time
1			40.872	39.454	2'03.978		14:56'02.027

16/09/2023

P = Pits In/Out - C = Lap Time Cancelled





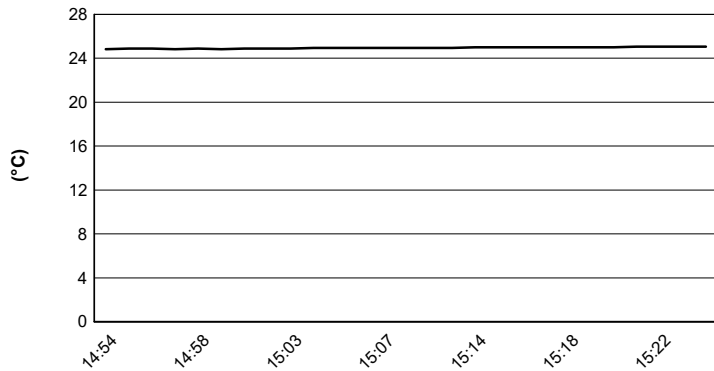
Autodromo Monza 5.793 m

ACI Racing Weekend Monza, 16-17 Settembre 2023

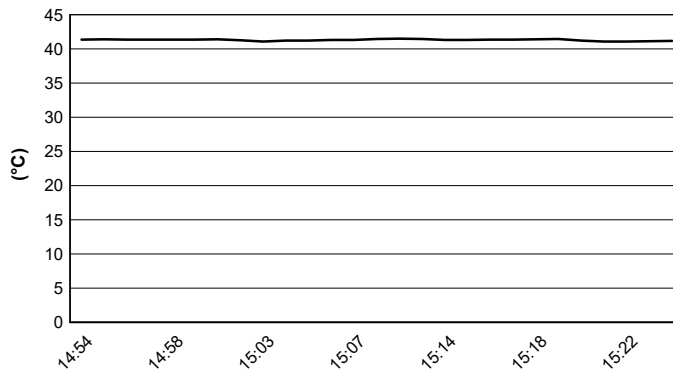
Euro4 Championship - Weather Report Race 1

Session started 14:54 - Session ended 15:27

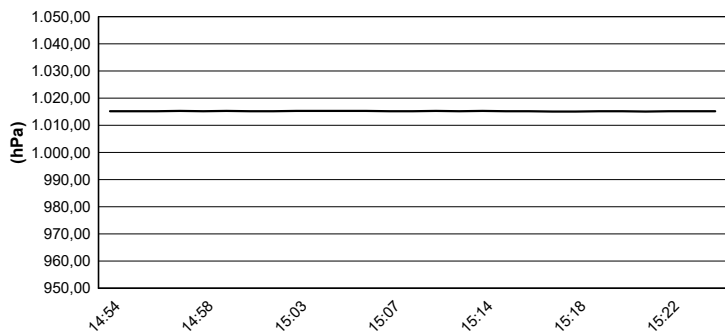
Air Temperature



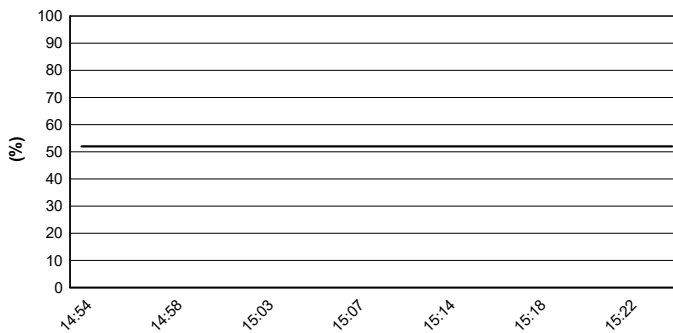
Track Temperature



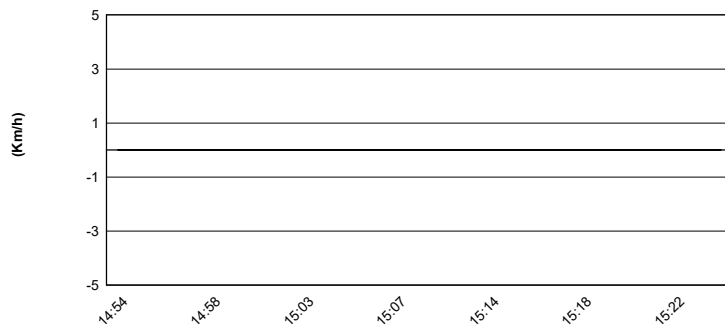
Air Pressure



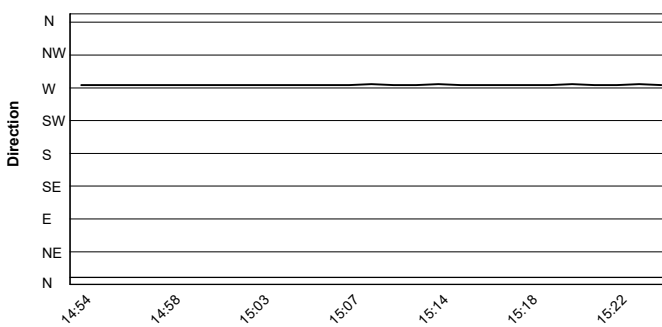
Humidity



Wind Speed

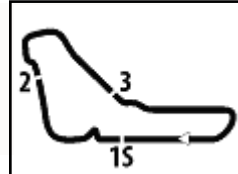


Wind Direction



16/09/2023




ACI Racing Weekend Monza, 16-17 Settembre 2023
Euro4 Championship - Starting Grid - Race 1 (Duration: 30' +1 Lap)

11	AKHMED I. Van Amersfoort Racing	Tatuus 1'55.046	6	KAMAL M. AKM Motorsport	Tatuus 1'56.077	15
97	DARYANANI K. Cram Motorsport	Tatuus 1'55.473	5	LARINI D. AKM Motorsport	Tatuus 1'54.644	14
53	PEDRINI G. PHM Racing	Tatuus 1'54.514	86	DE LA TORRE D. AKM Motorsport	Tatuus 1'54.415	13
96	OLIVIERI F. Cram Motorsport	Tatuus 1'54.356	71	PEEBLES G. BVM Racing	Tatuus 1'54.316	12
16	NOBELS A. Prema Racing	Tatuus 1'54.308	12	PRADEL G. US Racing	Tatuus 1'53.564	11
22	DELIGNY E. AKM Motorsport	Tatuus 1'54.253	4	SARRAZIN P. Van Amersfoort Racing	Tatuus 1'53.613	10
10	MODONESE R. Van Amersfoort Racing	Tatuus 1'53.571	57	BHIROMBHAKDI N. PHM Racing	Tatuus 1'53.499	9
15	BADOER B. Van Amersfoort Racing	Tatuus 1'53.345	30	LUND F. Van Amersfoort Racing	Tatuus 1'53.566	8
17	DOMINGUES I. Van Amersfoort Racing	Tatuus 1'53.322	66	LIU R. US Racing	Tatuus 1'53.087	7
31	BOHRA A. US Racing	Tatuus 1'53.052	13	WHARTON J. Prema Racing	Tatuus 1'52.961	6
21	HAUSMANN T. AKM Motorsport	Tatuus 1'53.514	9	SPINA A. BVM Racing	Tatuus 1'53.345	5
3	UGOCHUKWU U. Prema Racing	Tatuus 1'52.598	14	AL DHAHERI R. Prema Racing	Tatuus 1'52.916	4
23	LINDBLAD A. Prema Racing	Tatuus 1'52.460	47	LACORTE N. Prema Racing	Tatuus 1'52.773	3
37	SZTUKA K. US Racing	Tatuus 1'52.344	20	DAVID Z. US Racing	Tatuus 1'52.502	2
8	TAPONEN T. Prema Racing	Tatuus 1'52.424	51	SLATER F. Prema Racing	Tatuus 1'52.227	1

The driver n. 11 drop 4 positions - decisione n.2 & 13; The driver n. 12 drop 4 positions - decisione n.4 & 8.

The driver n. 57 drop 2 positions - decisione n.6; The driver n. 15 drop 2 positions - decisione n.14.

The driver n. 17 drop 2 positions - decisione n.12; The driver n. 66 drop 2 positions - decisione n.3.

The driver n. 31 drop 2 positions - decisione n.5; The driver n. 13 drop 2 positions - decisione n. 11.

The driver n. 3 drop 2 positions - decisione n.10; The driver n. 23 drop 2 positions -decisione n.9; The driver n. 37 drop 2 positions - decisione n.7

